

Nevada State Board of Nursing

2018 CORE Report

Discipline, Practice, Licensure, Education and Board Interactions

March 2019 Board Meeting



What is CORE?

- CORE (Commitment to Ongoing Regulatory Excellence) is a comparative performance measurement and benchmarking process for state boards of nursing (BONs).
- Development of the CORE process was initiated in 1998 by NCSBN's Board of Directors and incorporated surveys of BONs, as well as three external stakeholder groups.
- Its purpose is to track the effectiveness and efficiency of nursing regulation nationally, as well as on an individual BON level in order to assist BONs with improving program performance and providing accountability to higher levels of authority and the public.

Response Rates for 2018 CORE Surveys

Target Group	Surveys Distributed	Surveys Returned	Response Rate
BONs	55	32	58.2%
Nurses	60,000	6,168	10.3%
Employers	12,737	1,530	12%
Educators	2,873	848	29.5%

DISCIPLINE

2018 CORE Results

Average percentage of cases resolved within 6 months

	NEVADA	Independent Boards	Umbrella Boards	All Boards
FY2014	0.75	0.74 (n = 14)	0.6 (n = 3)	0.71 (n = 17)
FY2016	0.77	0.71 (n = 18)	0.49 (n = 9)	0.63 (n = 27)
FY2018	0.81	0.66 (n = 19)	0.48 (n = 8)	0.61 (n = 27)
Total Boards of Nursing	n = 1	-	-	-

Average percentage of cases resolved within 7-12 months

	NEVADA	Independent Boards	Umbrella Boards	All Boards
FY2014	0.2	0.14 (n = 14)	0.19 (n = 3)	0.15 (n = 17)
FY2016	0.19	0.15 (n = 18)	0.22 (n = 9)	0.17 (n = 27)
FY2018	0.14	0.16 (n = 19)	0.3 (n = 8)	0.2 (n = 27)
Total Boards of Nursing	n = 1	-	-	-

Average percentage of cases resolved within 13 months - 2 years

	NEVADA	Independent Boards	Umbrella Boards	All Boards
FY2014	0.05	0.09 (n = 14)	0.17 (n = 3)	0.1 (n = 17)
FY2016	0.03	0.12 (n = 18)	0.21 (n = 9)	0.15 (n = 27)
FY2018	0.04	0.15 (n = 19)	0.17 (n = 8)	0.16 (n = 27)
Total Boards of Nursing	n = 1	-	-	-

Average percentage of cases resolved in over 2 years

	NEVADA	Independent Boards	Umbrella Boards	All Boards
FY2014	0.00	0.03 (n = 14)	0.04 (n = 3)	0.03 (n = 17)
FY2016	0.01	0.03 (n = 18)	0.07 (n = 10)	0.04 (n = 28)
FY2018	0.01	0.02 (n = 19)	0.05 (n = 8)	0.03 (n = 27)
Total Boards of Nursing	n = 1	-	-	-

Average number of cases that required monitoring that were reported to NPDB in FY2018

Survey Responses	NEVADA	Independent Boards	Umbrella Boards	All Boards
Average Number	16.00	128.00	74.20	115.77
Number of Responses	n = 1	n = 17	n = 5	n = 22

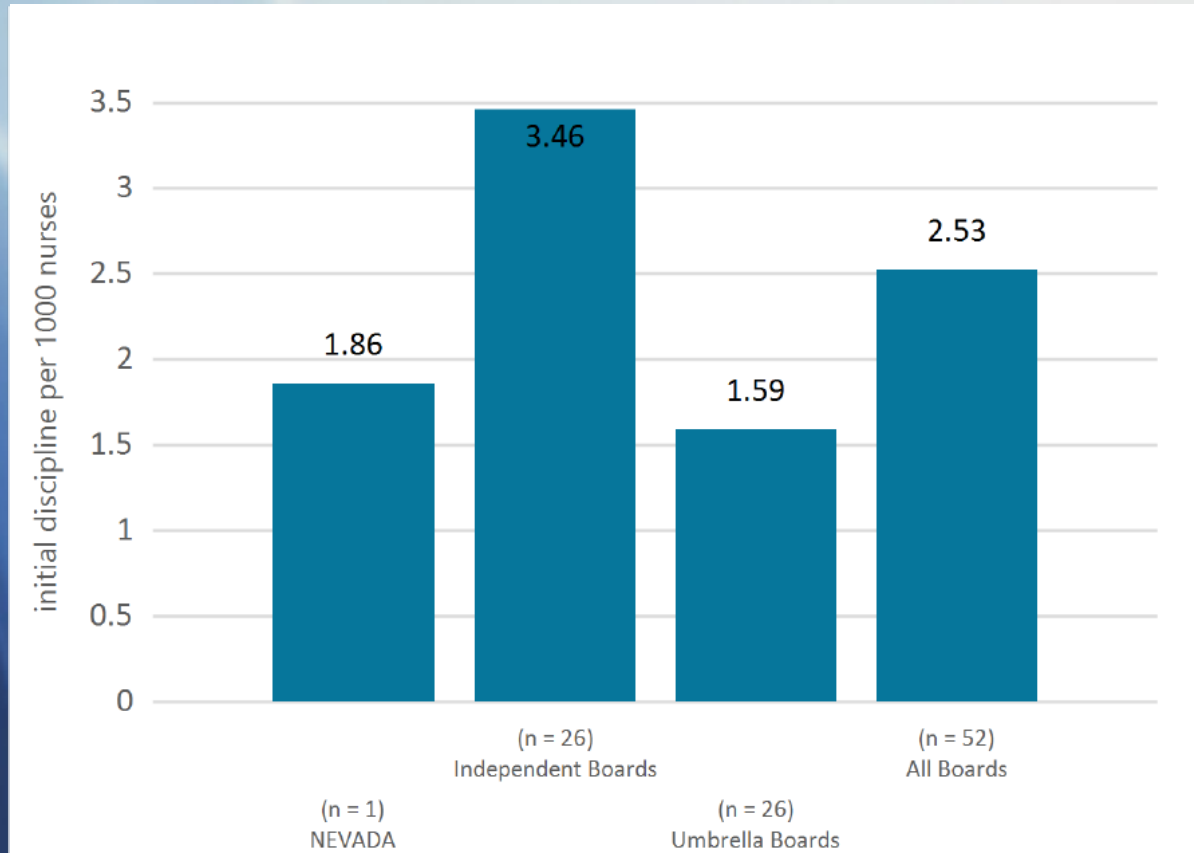
Average number of cases that required monitoring that were not reported to NPDB in FY2018

Survey Responses	NEVADA	Independent Boards	Umbrella Boards	All Boards
Average Number	12.00	35.11	6.25	29.86
Number of Responses	n = 1	n = 18	n = 4	n = 22

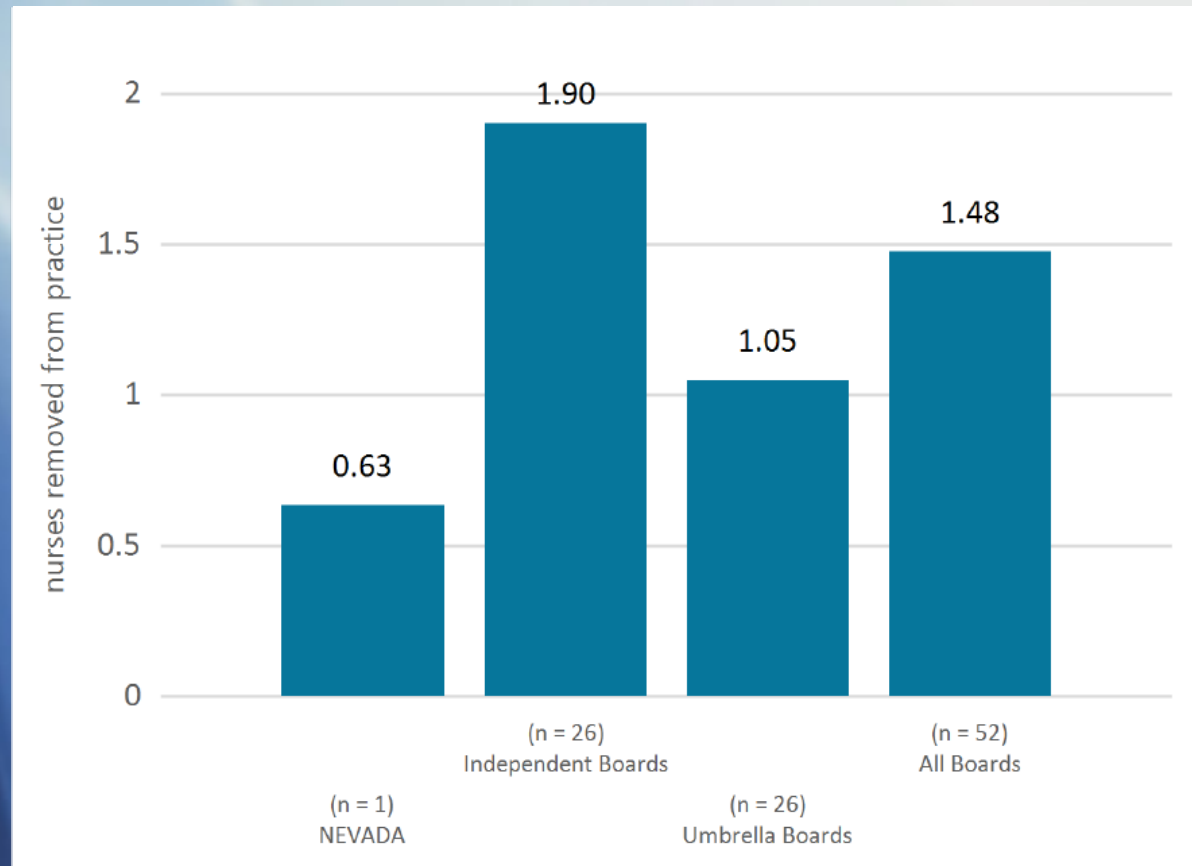
Average number of cases assigned to investigations

	NEVADA	Independent Boards	Umbrella Boards	All Boards
FY2014	0.00	2283.63 (n = 16)	567.09 (n = 11)	1584.3 (n = 27)
FY2016	736	1623.45 (n = 22)	534.82 (n = 11)	1260.58 (n = 33)
FY2018	612	1874.9 (n = 20)	809.5 (n = 8)	1570.5 (n = 28)
Total Boards of Nursing	n = 0	-	-	-

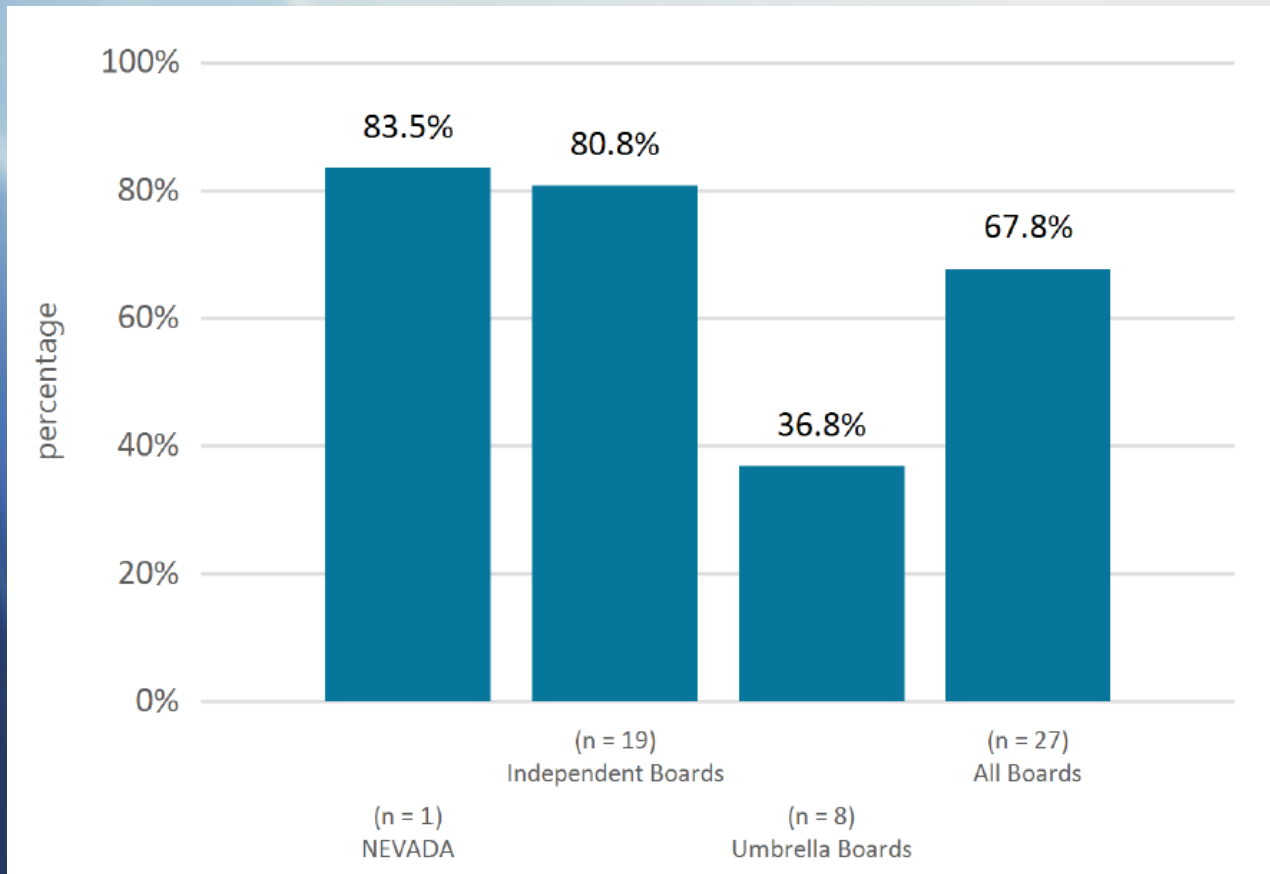
Average number of nurses with an initial discipline per 1,000 nurses in Nursys® in FY2018



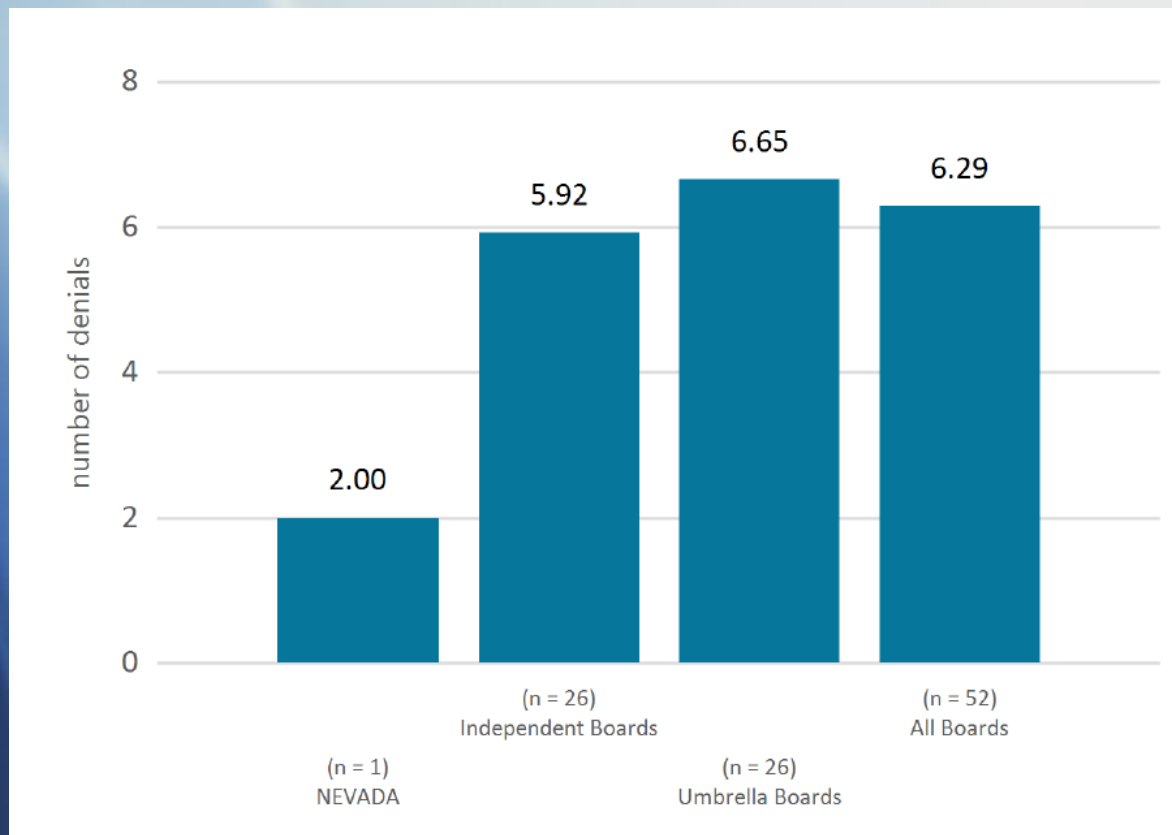
Average number of nurses removed from practice per 1,000 nurses in Nursys® in FY2018



Percent of complaints received in FY18 that are opened to an investigation



Average number of denials for licensure as recorded in Nursys



Percent of total budget allocated to discipline in FY2018

Survey Responses	NEVADA	Independent Boards	Umbrella Boards	All Boards
Average Percent	20%	27.3%	35.5%	29.5%
Number of Responses	n = 1	n = 17	n = 6	n = 23

PRACTICE

2018 CORE

Nurses Were Asked – Do you know where to find your state's NPA?

Survey Responses	NEVADA	Independent Boards	Umbrella Boards	All Boards
Yes	92.9%	89.5%	85.1%	87.7%
No	7.1%	10.5%	14.9%	12.3%
Total	100%	100%	100%	100%
Number of Responses	n = 112	n = 3,609	n = 2,517	n = 6,126

Nurses Were Asked – Have you accessed your state's NPA in the last two years?

Survey Responses	NEVADA	Independent Boards	Umbrella Boards	All Boards
Yes	55.4%	43%	39.5%	41.5%
No	44.6%	57%	60.5%	58.5%
Total	100%	100%	100%	100%
Number of Responses	n = 112	n = 3,608	n = 2,517	n = 6,125

Nurses Were Asked – Does the NPA help guide your practice?

Survey Responses	NEVADA	Independent Boards	Umbrella Boards	All Boards
Yes	82.9%	76.7%	70.5%	74.1%
No	17.1%	23.3%	29.5%	25.9%
Total	100%	100%	100%	100%
Number of Responses	n = 111	n = 3,437	n = 2,379	n = 5,816

Nurses Were Asked – Are you aware the BON provides consultation for interpreting the NPA?

Survey Responses	NEVADA	Independent Boards	Umbrella Boards	All Boards
Yes	33.9%	36.8%	27.5%	33%
No	66.1%	63.2%	72.5%	67%
Total	100%	100%	100%	100%
Number of Responses	n = 112	n = 3,586	n = 2,504	n = 6,090

Nurses Were Asked – During the past 24 months, did you ask the BON about practice issues?

Survey Responses	NEVADA	Independent Boards	Umbrella Boards	All Boards
Yes	11.5%	8%	6.2%	7.3%
No	88.5%	92%	93.8%	92.7%
Total	100%	100%	100%	100%
Number of Responses	n = 113	n = 3,609	n = 2,521	n = 6,130

Nurses Were Asked – Was the response you received from the BON helpful regarding your practice issue?

Survey Responses	NEVADA	Independent Boards	Umbrella Boards	All Boards
Yes	27.8%	37.9%	27.5%	33.7%
No	72.2%	62.1%	72.5%	66.3%
Total	100%	100%	100%	100%
Number of Responses	n = 36	n = 985	n = 665	n = 1,650

Average percent of total budget allocated to practice

Survey Responses	NEVADA	Independent Boards	Umbrella Boards	All Boards
Average Percent	20%	7.8%	6.9%	7.6%
Number of Responses	n = 1	n = 12	n = 4	n = 16

LICENSURE

2018 CORE Results

Average number of applications for nursing licensure received by endorsement in FY2014, FY2016 and FY2018

	NEVADA	Independent Boards	Umbrella Boards	All Boards
FY2014	4082	2848.58 (n = 19)	7142.36 (n = 11)	4422.97 (n = 30)
FY2016	5002	3276.33 (n = 21)	5366.64 (n = 14)	4112.46 (n = 35)
FY2018	5275	3373.38 (n = 21)	5182.7 (n = 10)	3957.03 (n = 31)
Total Boards of Nursing	n = 1	-	-	-

Average number of applications for nursing licensure received by initial exam in FY2014, FY2016 and FY2018

	NEVADA	Independent Boards	Umbrella Boards	All Boards
FY2014	1754	4529.79 (n = 19)	5614.91 (n = 11)	4927.67 (n = 30)
FY2016	1607	3699.86 (n = 21)	4948.5 (n = 14)	4199.31 (n = 35)
FY2018	1963	4590.24 (n = 21)	5598.5 (n = 10)	4915.48 (n = 31)
Total Boards of Nursing	n = 1	-	-	-

Average number of applications for nursing licensure renewal received FY2014, FY2016 and FY2018

	NEVADA	Independent Boards	Umbrella Boards	All Boards
FY2014	15147	40282.68 (n = 19)	64907 (n = 10)	48773.83 (n = 29)
FY2016	15246	44131 (n = 22)	62977.47 (n = 15)	51771.46 (n = 37)
FY2018	17862	46188 (n = 21)	49338.7 (n = 10)	47204.35 (n = 31)
Total Boards of Nursing	n = 1	-	-	-

Percentage of nurses satisfied with the renewal licensure process in 2018

Survey Responses	NEVADA	Independent Boards	Umbrella Boards	All Boards
Excellent	50%	51.4%	43.9%	48.2%
Good	38.3%	40.5%	45.6%	42.7%
Fair	8.3%	6.5%	8.3%	7.3%
Poor	3.3%	1.6%	2.2%	1.8%
Total	100%	100%	100%	100%
Number of Responses	n = 60	n = 2,144	n = 1,598	n = 3,742

Average business days to process a license via endorsement (US Educated)

Survey Responses	NEVADA	Independent Boards	Umbrella Boards	All Boards
Average Number	5.00	16.51	13.28	15.47
Number of Responses	n = 1	n = 19	n = 9	n = 28

Average business days to process a license via endorsement (Internationally Educated)

Survey Responses	NEVADA	Independent Boards	Umbrella Boards	All Boards
Average Number	5.00	18.41	18.72	18.51
Number of Responses	n = 1	n = 19	n = 9	n = 28

Average percent of total budget allocated to licensure

Survey Responses	NEVADA	Independent Boards	Umbrella Boards	All Boards
Average Percent	20%	20%	20.3%	20.1%
Number of Responses	n = 1	n = 14	n = 5	n = 19

EDUCATION

2018 CORE Results

NCLEX-RN average pass rates for first-time applicants by state

	NEVADA	Independent Boards	Umbrella Boards	All Boards
FY2014	0.89	0.84 (n = 24)	0.82 (n = 28)	0.83 (n = 52)
FY2016	0.89	0.86 (n = 24)	0.85 (n = 27)	0.85 (n = 51)
FY2018	0.91	0.9 (n = 24)	0.9 (n = 27)	0.9 (n = 51)
Total Boards of Nursing	n = 1	-	-	-

NCLEX-LPN average pass rates for first-time applicants by state

	NEVADA	Independent Boards	Umbrella Boards	All Boards
FY2014	0.71	0.87 (n = 24)	0.86 (n = 25)	0.87 (n = 49)
FY2016	0.91	0.89 (n = 24)	0.87 (n = 27)	0.88 (n = 51)
FY2018	0.82	0.87 (n = 24)	0.88 (n = 26)	0.88 (n = 50)
Total Boards of Nursing	n = 1	-	-	-

Educators – rate the BON’s overall performance in conducting the survey visit process

Survey Responses	Independent Boards	Umbrella Boards	All Boards
Excellent	77.5%	54.8%	68.2%
Good	14.6%	22.6%	17.9%
Fair	4.5%	12.9%	7.9%
Poor	3.4%	9.7%	6%
Total	100%	100%	100%
Number of Responses	n = 89	n = 62	n = 151

Educators – Was your program given sufficient amount of time to prepare for a survey visit by The BON

Survey Responses	Independent Boards	Umbrella Boards	All Boards
Yes	96.6%	86.9%	92.7%
No	3.4%	13.1%	7.3%
Total	100%	100%	100%
Number of Responses	n = 89	n = 61	n = 150

Educators – Was the feedback provided for the survey visit useful?

Survey Responses	Independent Boards	Umbrella Boards	All Boards
Yes	92.9%	83.1%	88.8%
No	7.1%	16.9%	11.2%
Total	100%	100%	100%
Number of Responses	n = 84	n = 59	n = 143

Regarding sanctions or monitoring of their nursing programs, percent of educators that agreed the process used by the BON to investigate and resolve problems was fair

Survey Responses	Independent Boards	Umbrella Boards	All Boards
Agree	92%	82.9%	86.7%
Disagree	8%	17.1%	13.3%
Total	100%	100%	100%
Number of Responses	n = 25	n = 35	n = 60

Regarding sanctions or monitoring of their nursing programs, percent of educators that agree that the BON acted in a timely manner

Survey Responses	Independent Boards	Umbrella Boards	All Boards
Agree	80.8%	94.4%	88.7%
Disagree	19.2%	5.6%	11.3%
Total	100%	100%	100%
Number of Responses	n = 26	n = 36	n = 62

Regarding sanctions or monitoring of their nursing programs, percent of educators that agree that the BON kept them informed throughout the process

Survey Responses	Independent Boards	Umbrella Boards	All Boards
Agree	84.6%	88.9%	87.1%
Disagree	15.4%	11.1%	12.9%
Total	100%	100%	100%
Number of Responses	n = 26	n = 36	n = 62

Educators were asked, are your students educated on their obligation to report and the process of reporting conduct that violate the NPA

Survey Responses	NEVADA	Independent Boards	Umbrella Boards	All Boards
Yes	100%	95.4%	95.7%	95.6%
No	0.0%	4.6%	4.3%	4.4%
Total	100%	100%	100%	100%
Number of Responses	n = 7	n = 348	n = 420	n = 768

Educators were asked, do any of your courses include content regarding your state's NPA?

Survey Responses	NEVADA	Independent Boards	Umbrella Boards	All Boards
Yes	85.7%	97.7%	96.7%	97.1%
No	14.3%	2.3%	3.3%	2.9%
Total	100%	100%	100%	100%
Number of Responses	n = 7	n = 347	n = 419	n = 766

Educators were asked, do any of your courses include content regarding the function of your BON?

Survey Responses	NEVADA	Independent Boards	Umbrella Boards	All Boards
Yes	85.7%	96.3%	93.1%	94.5%
No	14.3%	3.7%	6.9%	5.5%
Total	100%	100%	100%	100%
Number of Responses	n = 7	n = 347	n = 419	n = 766

Average percent of total budget allocated to education

Survey Responses	NEVADA	Independent Boards	Umbrella Boards	All Boards
Average Percent	6.2%	6.6%	2.1%	6.1%
Number of Responses	n = 1	n = 17	n = 2	n = 19

BOARD INTERACTIONS

2018 CORE Results

Percent of
nurses,
employers and
educators that
have visited the
BON website
in the past 12
months

Nurses

Survey Responses	NEVADA	Independent Boards	Umbrella Boards	All Boards
Yes	71.9%	70.8%	54.3%	64%
No	28.1%	29.2%	45.7%	36%
Total	100%	100%	100%	100%
Number of Responses	n = 114	n = 3,615	n = 2,521	n = 6,136

Employers

Survey Responses	NEVADA	Independent Boards	Umbrella Boards	All Boards
Yes	97.4%	89.8%	70.2%	81.5%
No	2.6%	10.2%	29.8%	18.5%
Total	100%	100%	100%	100%
Number of Responses	n = 38	n = 869	n = 631	n = 1,500

Educators

Survey Responses	NEVADA	Independent Boards	Umbrella Boards	All Boards
Yes	77.8%	96.7%	91.4%	93.8%
No	22.2%	3.3%	8.6%	6.2%
Total	100%	100%	100%	100%
Number of Responses	n = 9	n = 369	n = 455	n = 824

Percent of
nurses,
employers and
educators that
found the
information on
the BON
website
informative

Nurses

Survey Responses	NEVADA	Independent Boards	Umbrella Boards	All Boards
Yes	92.6%	94.1%	91.6%	93.2%
No	7.4%	5.9%	8.4%	6.8%
Total	100%	100%	100%	100%
Number of Responses	n = 81	n = 2,541	n = 1,350	n = 3,891

Employers

Survey Responses	NEVADA	Independent Boards	Umbrella Boards	All Boards
Yes	100%	95.8%	92.4%	94.6%
No	0.0%	4.2%	7.6%	5.4%
Total	100%	100%	100%	100%
Number of Responses	n = 38	n = 779	n = 435	n = 1,214

Educators

Survey Responses	NEVADA	Independent Boards	Umbrella Boards	All Boards
Yes	100%	93.8%	88.1%	90.7%
No	0.0%	6.2%	11.9%	9.3%
Total	100%	100%	100%	100%
Number of Responses	n = 6	n = 353	n = 411	n = 764

Percent of
nurses,
employers and
educators that
found what
they were
looking for on
the BON
website

Nurses

Survey Responses	NEVADA	Independent Boards	Umbrella Boards	All Boards
Yes	95.1%	95%	93.1%	94.4%
No	4.9%	5%	6.9%	5.6%
Total	100%	100%	100%	100%
Number of Responses	n = 81	n = 2,519	n = 1,335	n = 3,854

Employers

Survey Responses	NEVADA	Independent Boards	Umbrella Boards	All Boards
Yes	100%	97.4%	94.4%	96.4%
No	0.0%	2.6%	5.6%	3.6%
Total	100%	100%	100%	100%
Number of Responses	n = 38	n = 777	n = 432	n = 1,209

Educators

Survey Responses	NEVADA	Independent Boards	Umbrella Boards	All Boards
Yes	100%	94.1%	86.5%	90%
No	0.0%	5.9%	13.5%	10%
Total	100%	100%	100%	100%
Number of Responses	n = 6	n = 355	n = 414	n = 769

Percent of
nurses,
employers and
educators
response to-
Does your
BON distribute
a publication?

Nurses

Survey Responses	NEVADA	Independent Boards	Umbrella Boards	All Boards
Yes	82.1%	83.8%	54.4%	72.1%
No	17.9%	16.2%	45.6%	27.9%
Total	100%	100%	100%	100%
Number of Responses	n = 112	n = 3,469	n = 2,294	n = 5,763

Employers

Survey Responses	NEVADA	Independent Boards	Umbrella Boards	All Boards
Yes	63.2%	81.3%	49.7%	68.3%
No	36.8%	18.7%	50.3%	31.7%
Total	100%	100%	100%	100%
Number of Responses	n = 38	n = 856	n = 594	n = 1,450

Educators

Survey Responses	NEVADA	Independent Boards	Umbrella Boards	All Boards
Yes	100%	97.4%	60.5%	80.4%
No	0.0%	2.6%	39.5%	19.6%
Total	100%	100%	100%	100%
Number of Responses	n = 8	n = 346	n = 296	n = 642

Percent of
nurses,
employers and
educators that
have read the
BON
publication in
the past 12
months

Nurses

Survey Responses	NEVADA	Independent Boards	Umbrella Boards	All Boards
Yes	87.9%	86.6%	75.2%	83.1%
No	12.1%	13.4%	24.8%	16.9%
Total	100%	100%	100%	100%
Number of Responses	n = 91	n = 2,940	n = 1,304	n = 4,244

Employers

Survey Responses	NEVADA	Independent Boards	Umbrella Boards	All Boards
Yes	91.7%	91.7%	85.5%	89.8%
No	8.3%	8.3%	14.5%	10.2%
Total	100%	100%	100%	100%
Number of Responses	n = 24	n = 696	n = 296	n = 992

Educators

Survey Responses	NEVADA	Independent Boards	Umbrella Boards	All Boards
Yes	100%	92.1%	57.7%	76.7%
No	0.0%	7.9%	42.3%	23.3%
Total	100%	100%	100%	100%
Number of Responses	n = 7	n = 353	n = 286	n = 639

Percent of
nurses,
employers and
educators that
believe the
publication
increased their
knowledge of
the BON and/or
regulation in
their state

Nurses

Survey Responses	NEVADA	Independent Boards	Umbrella Boards	All Boards
Yes	79.5%	81.4%	75%	79.5%
No	20.5%	18.6%	25%	20.5%
Total	100%	100%	100%	100%
Number of Responses	n = 88	n = 2,782	n = 1,156	n = 3,938

Employers

Survey Responses	NEVADA	Independent Boards	Umbrella Boards	All Boards
Yes	100%	89.4%	82.7%	87.4%
No	0.0%	10.6%	17.3%	12.6%
Total	100%	100%	100%	100%
Number of Responses	n = 24	n = 669	n = 278	n = 947

Educators

Survey Responses	NEVADA	Independent Boards	Umbrella Boards	All Boards
Yes	71.4%	95.4%	88.1%	92.9%
No	28.6%	4.6%	11.9%	7.1%
Total	100%	100%	100%	100%
Number of Responses	n = 7	n = 328	n = 168	n = 496

Percent of
nurses,
employers and
educators that
found the BON
publication
helpful

Nurses

Survey Responses	NEVADA	Independent Boards	Umbrella Boards	All Boards
Yes	90.8%	91.1%	86.9%	89.8%
No	9.2%	8.9%	13.1%	10.2%
Total	100%	100%	100%	100%
Number of Responses	n = 87	n = 2,783	n = 1,197	n = 3,980

Employers

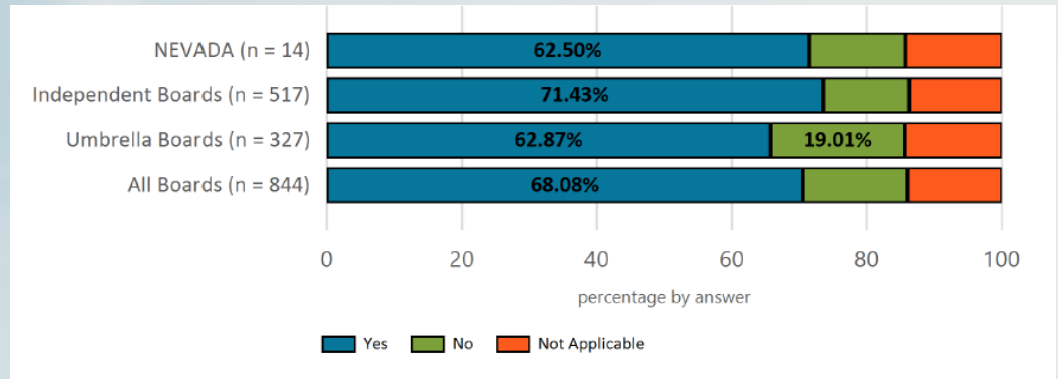
Survey Responses	NEVADA	Independent Boards	Umbrella Boards	All Boards
Yes	100%	94.4%	91.6%	93.6%
No	0.0%	5.6%	8.4%	6.4%
Total	100%	100%	100%	100%
Number of Responses	n = 24	n = 674	n = 275	n = 949

Educators

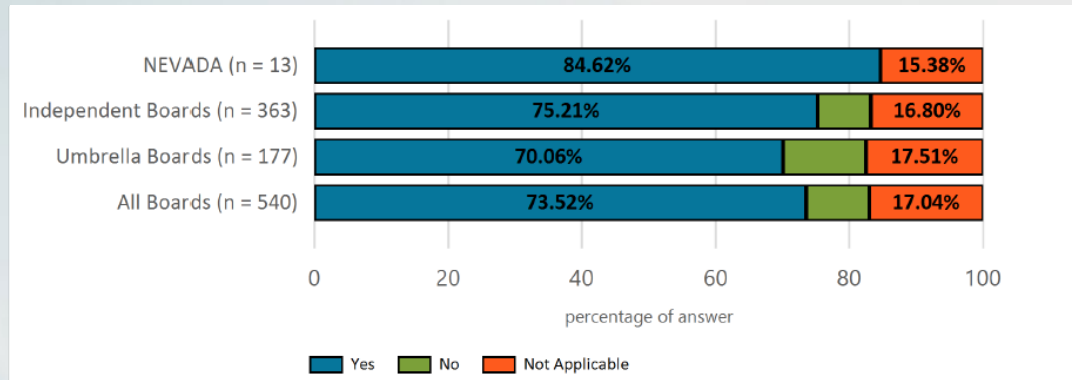
Survey Responses	NEVADA	Independent Boards	Umbrella Boards	All Boards
Yes	100%	98.2%	93.6%	96.6%
No	0.0%	1.8%	6.4%	3.4%
Total	100%	100%	100%	100%
Number of Responses	n = 7	n = 329	n = 173	n = 502

Board
interactions
via email –
was the
Board's
response
timely?

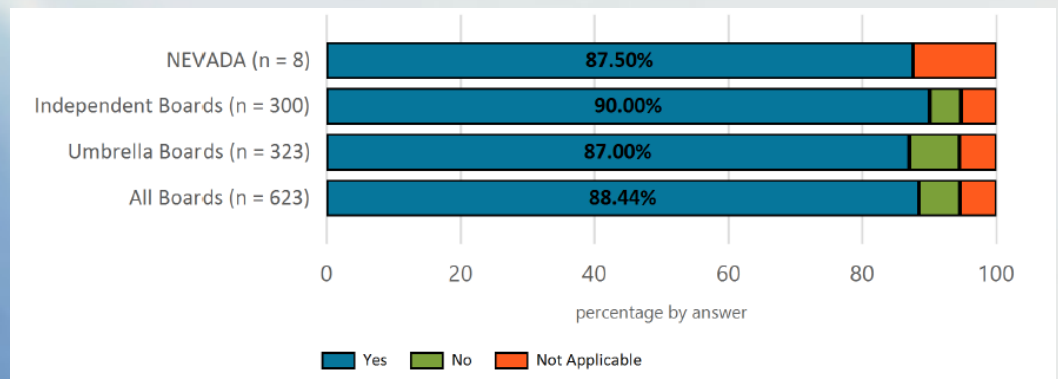
Nurses



Employers

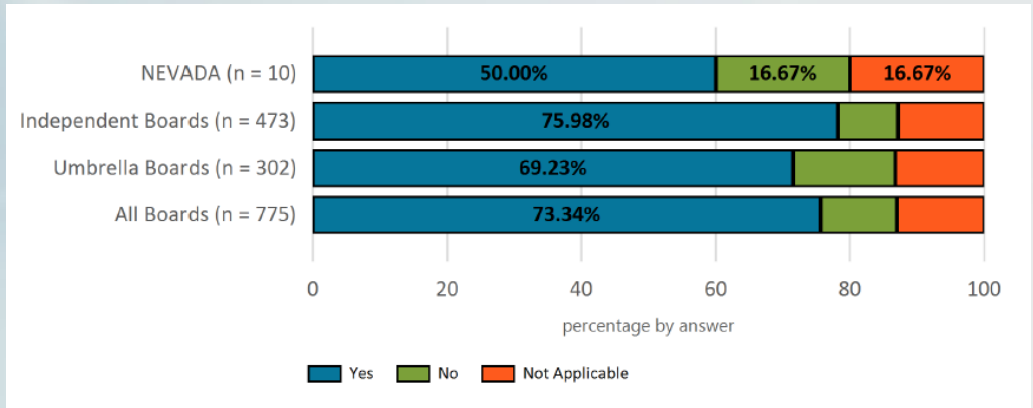


Educators

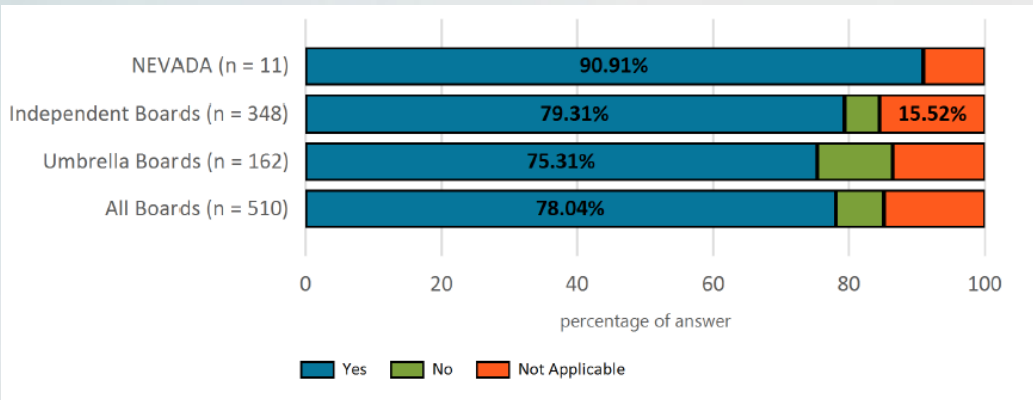


Board interactions via email – was the Board's correspondence helpful?

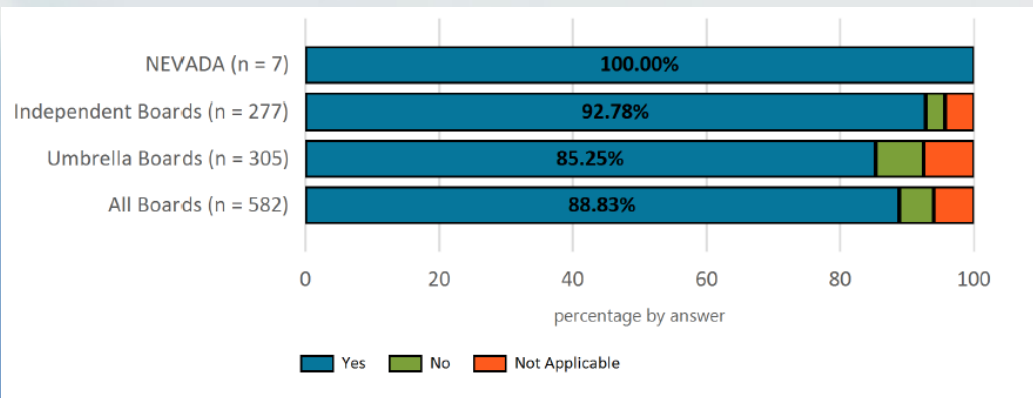
Nurses



Employers

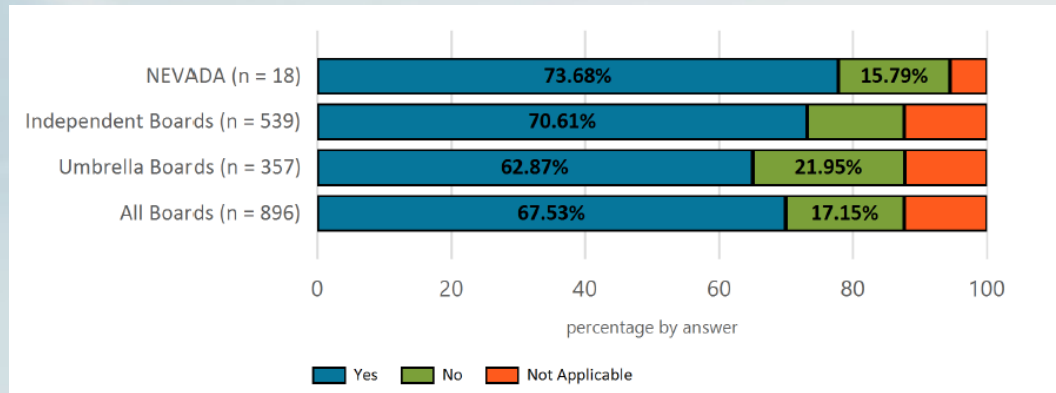


Educators

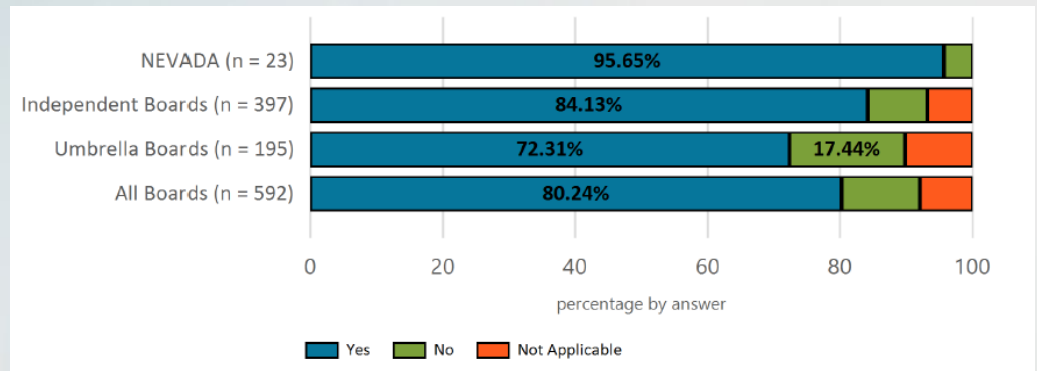


Board interactions via phone – was the Board's response timely?

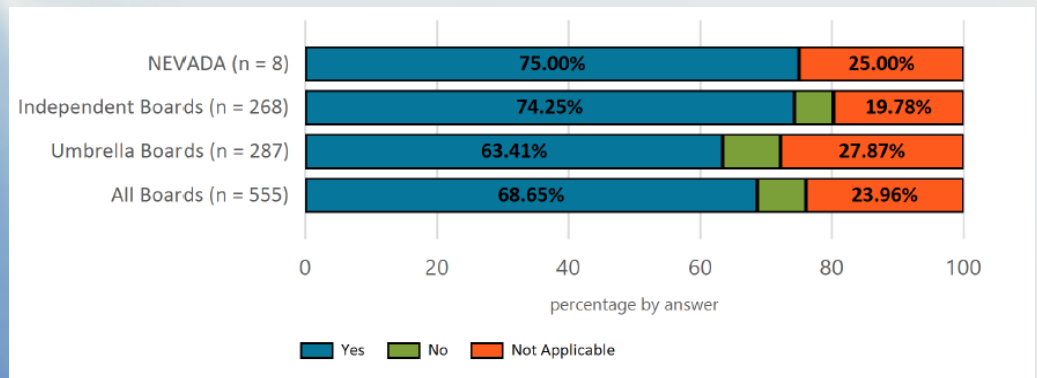
Nurses



Employers

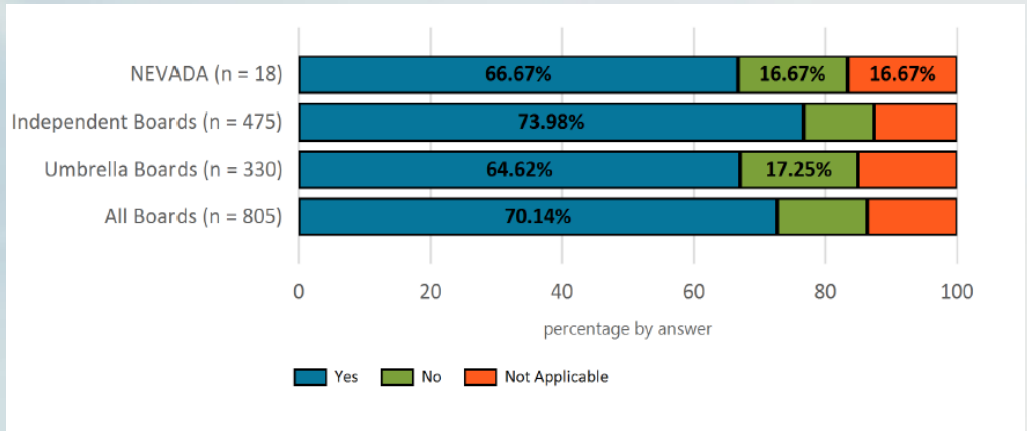


Educators

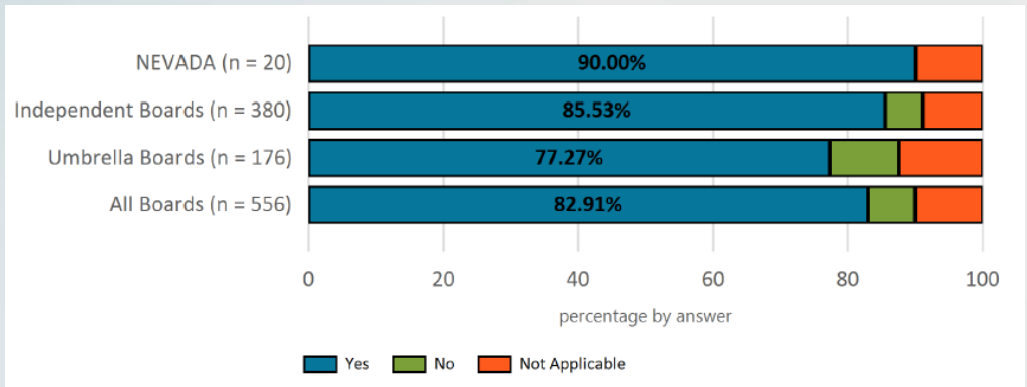


Board interactions via phone – was the Board's correspondence helpful?

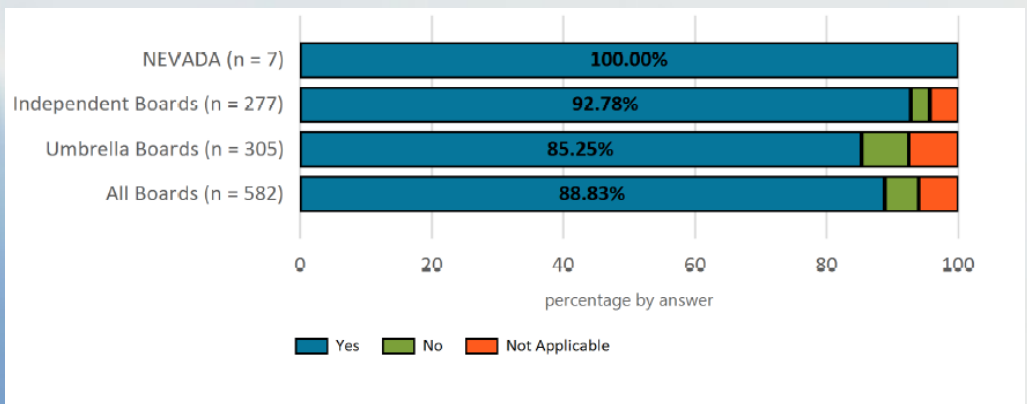
Nurses



Employers



Educators



BOARD ACTION PLAN

2018 CORE Results

- Contact all CNOs and DONs in NV regarding education
- Review and revise the website to be more user friendly
- Revise the scope of practice tree
- Provide better awareness of the NPA (website/presentations)
- Provide more presentations to facilities regarding nurse practice